

## Chapter 2


# ***ACRES – What is it?***

I hear ACRES is truly wonderful, but what does the ACRES acronym mean?

Academic Curriculum Review and Evaluation System

How do I find ACRES?


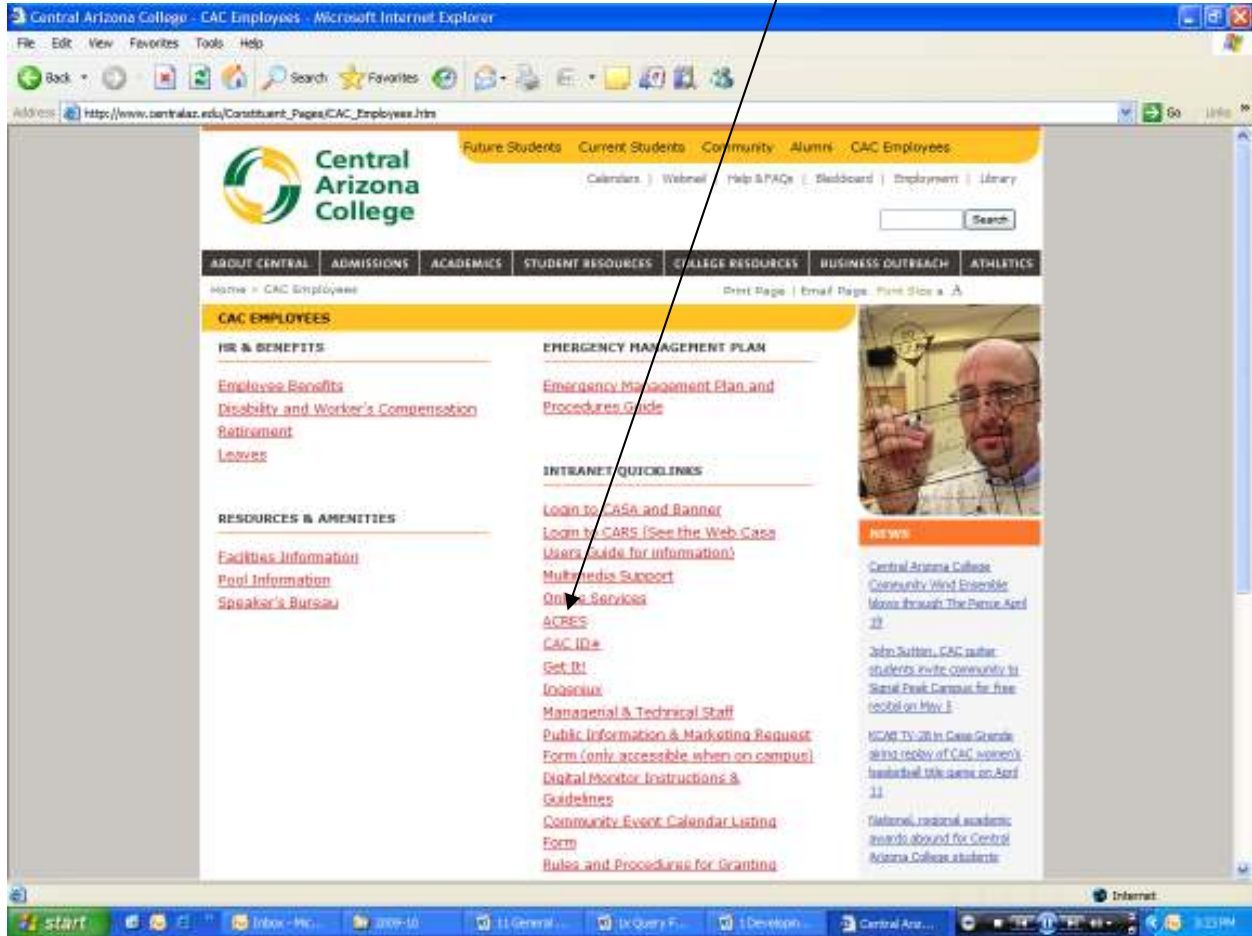
The easiest way to find the ACRES login screen is to go to the CAC homepage and click on “CAC Employees.”



A screenshot of the Central Arizona College website in a Microsoft Internet Explorer browser. The browser's address bar shows "http://www.centralaz.edu". The website features a navigation menu with categories like "ABOUT CENTRAL", "ADMISSIONS", "ACADEMICS", "STUDENT RESOURCES", "COLLEGE RESOURCES", "BUSINESS OUTREACH", and "ATHLETICS". A prominent "Discover Central" section includes buttons for "Apply Now!", "Register for Classes!", and "Attend Orientation!". A "Quick Links" sidebar lists "Online Learning", "Catalog &amp; Schedules", "Financial Aid", "Grades &amp; Transcripts", and "Emergency Procedures". A "I need information for..." dropdown menu is open, showing options for "FUTURE STUDENTS", "CURRENT STUDENTS", "COMMUNITY", "ALUMNI", and "CAC EMPLOYEES", with a black arrow pointing to "CAC EMPLOYEES". Below this, there are sections for "News &amp; Events" and "In the Spotlight". The Windows taskbar at the bottom shows the Start button, several open applications, and the system clock at 3:00 PM.

Under “Intranet Quicklinks” you will find a link for “ACRES.”

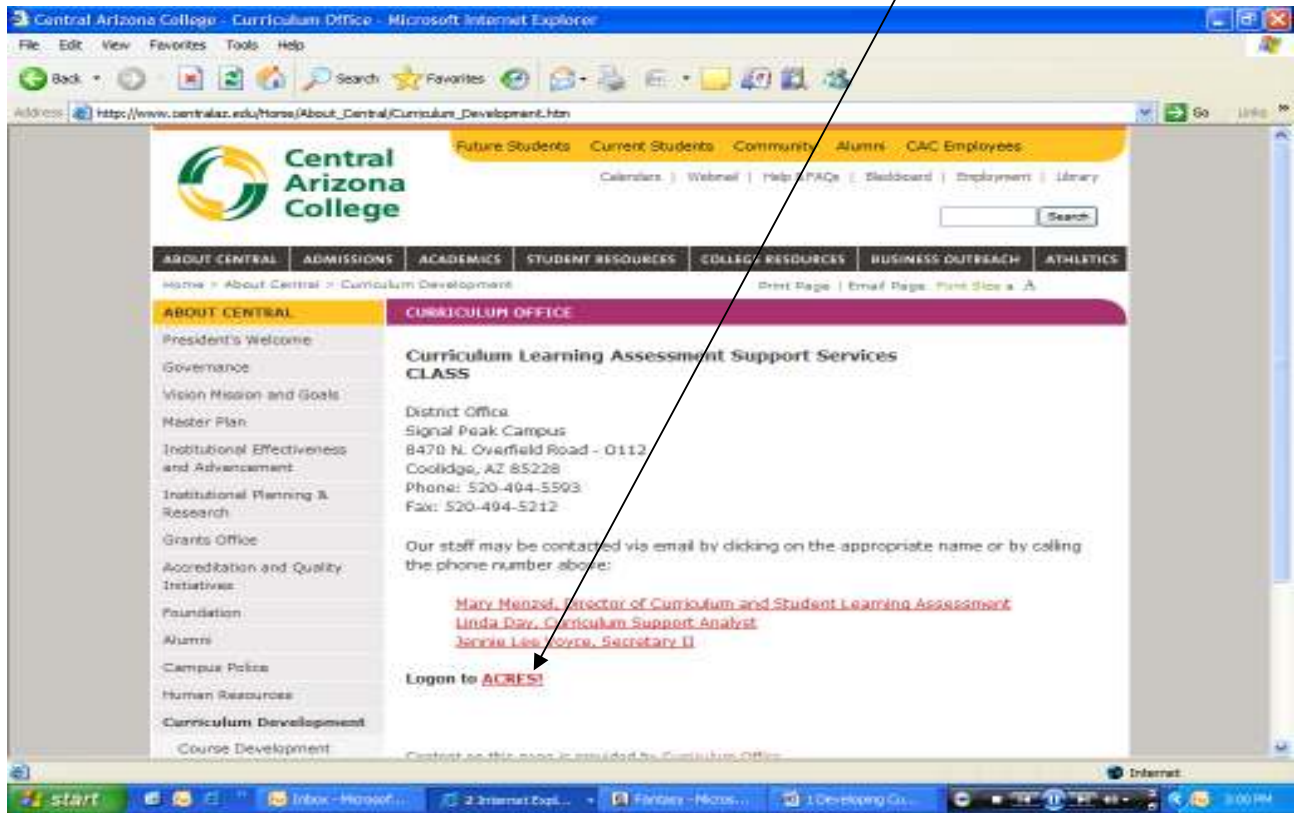
Please don't let the word “Intranet” confuse you. ACRES is internet, not intranet-based and can be accessed from any location with internet access.



Another way to find ACRES is to go to the CAC homepage. Point to “About Central”, move down the list and click on “Curriculum Development.” Don’t slide over to “Course Development.” Simply click on “Curriculum Development” even though the next menu slides out.



At the bottom of the page, click on the link that says “Logon to ACRES”.



If both methods fail to retrieve the login screen, type this address directly into the browser: <https://az.transfer.org/cgi-bin/WebObjects/acres>.

Once the ACRES login screen comes up, we suggest saving the page to “Favorites” or as a short cut on your desk top. By saving it as a short cut or as a favorite, you won’t have to go back to the CAC homepage each time you want to find ACRES.

**NOTE:**

To logon to ACRES, you must have a username and password. If you need an ACRES account, please call the curriculum office at 1-520-494-5591 and set up a time for training. You will receive your username and password during that training which will take approximately thirty minutes to one hour depending on how many questions you may have.


## What is the history behind the implementation of ACRES?

ACRES is a software program that was the brain child of several community colleges and universities with the help of several creative state articulation programmers. They saw a need for a type of software that would automatically route electronic proposals to the proper reviewers and have some type of electronic signature that stated what the reviewer's decision was regarding the proposal. This software eliminated stacks and stacks of paper that are moved manually from reviewer to reviewer.



As the idea of ACRES grew, CAC's interest in the project also grew.

In 2002, CAC agreed to be the beta-testers for the software. First we were allowed to "play" with ACRES. The more "playing" we did, the more we became serious about this project. Late in 2002, a decision was made by the college president at that time, Dr. Terry Calaway, that ALL curriculum proposals would be entered and submitted in ACRES for review at Central Arizona College. Beginning in 2003, ACRES became operational and all curriculum proposals were submitted via ACRES exclusively.



The ACRES servers and programmers are housed at Arizona State University and are supported by the Academic Program Articulation Steering Committee (APASC), with the Arizona state institutions of higher education paying a yearly fee to fund salaries and maintenance for the system.

Another benefit of ACRES is that it is internet based. That means you may access ACRES any time, any day, anywhere you have internet service.

If you have other questions about ACRES, please call the ACRES administrator at 1-520-494-5206.